

Tempe Transit Overview

**Commission on Disability Concerns
August 08, 2022**




Performance Measure



Quality of Life 3.29:

Achieve ratings of “Very Satisfied” or “Satisfied” with the “Overall Satisfaction with Transit System in Tempe” greater than or equal to 80% as measured by the City of Tempe Transit Survey.



Where are we?



11 arterial bus routes



6 Orbit routes & FLASH



2 Express bus routes



Paratransit



Light Rail



Streetcar



Multi-modal friendly streetscapes



40 miles of MUP



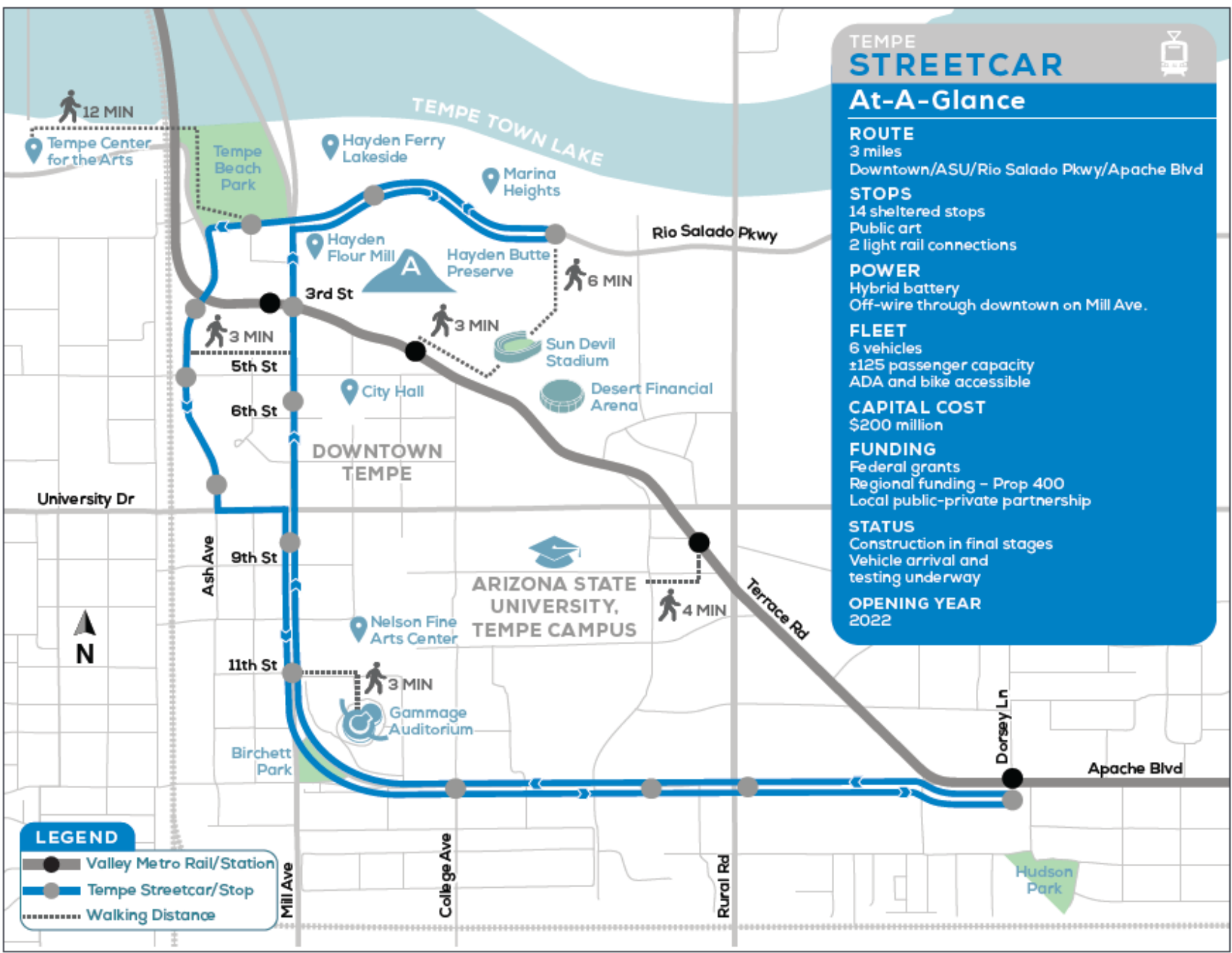
TTC & EVBOM

Paratransit Program



Paratransit Program





Streetcar Vehicles



**6 Hybrid Vehicles
(Overhead & Battery)**

**Manufactured in
Brookville, PA**

5 of 6 Vehicles Delivered

In-Service*

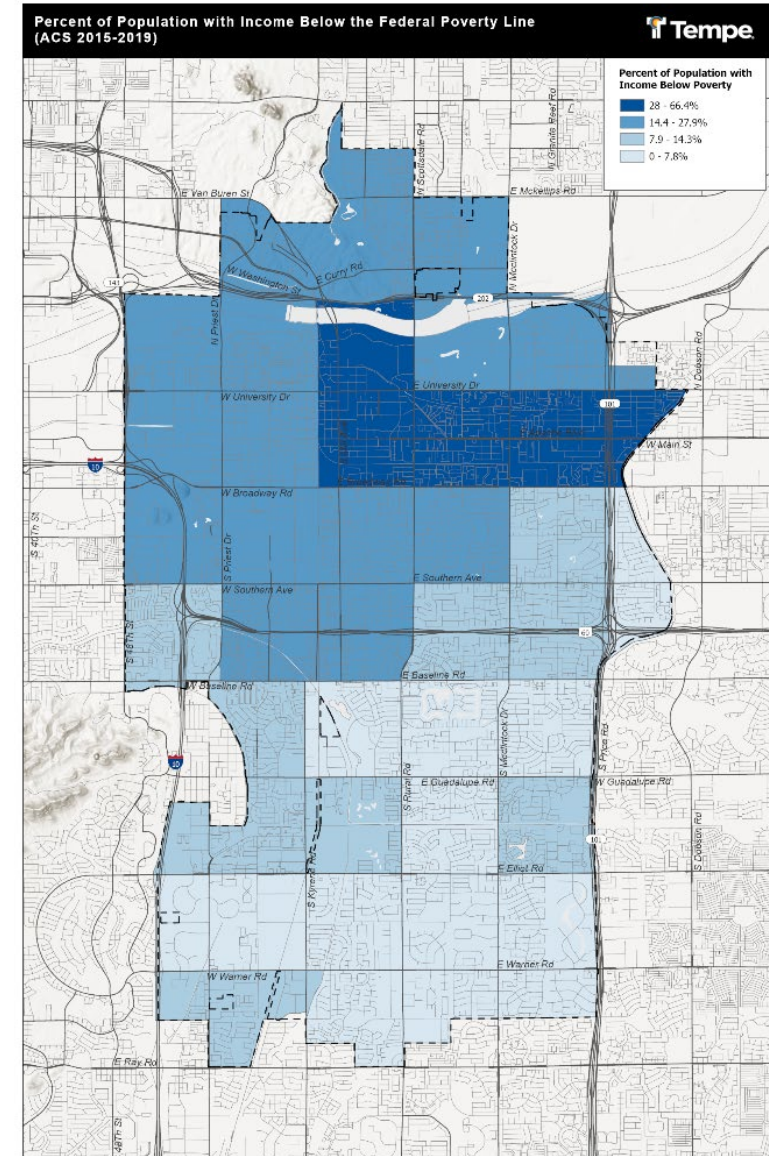
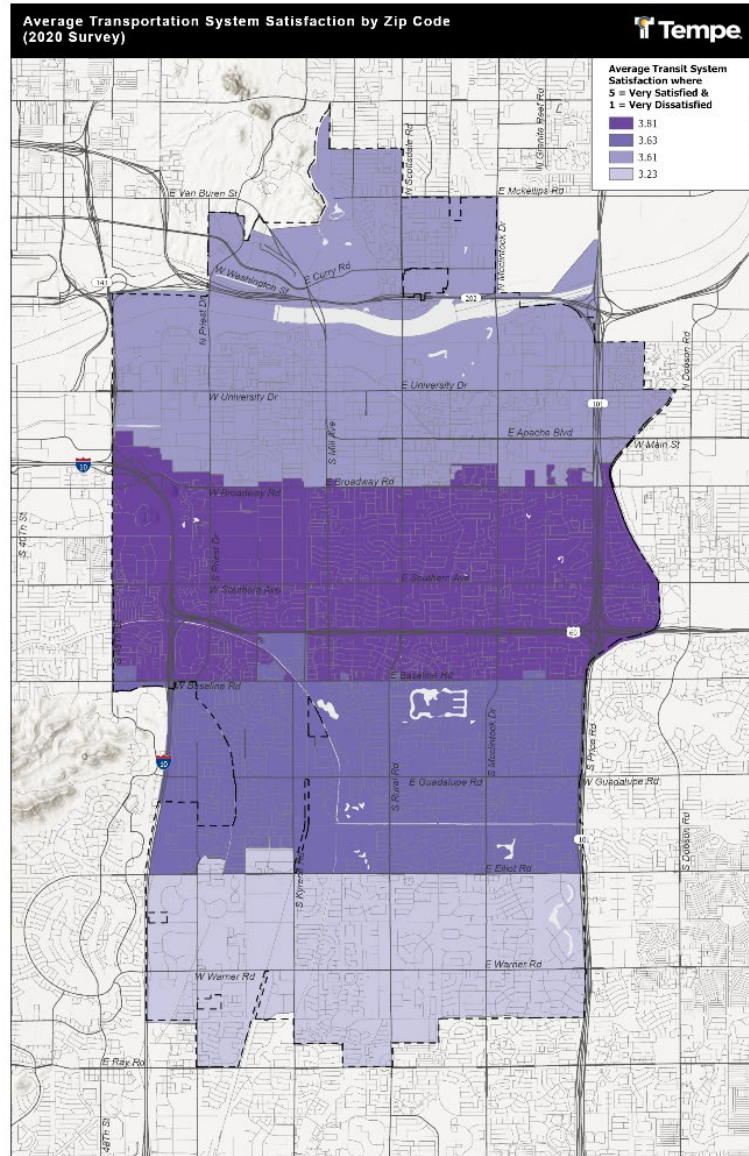


Transit Survey/Equity Map



	2020 (n=401)	2018 (n=400)	2016 (n=401)	2014 (n=409)	2012 (n=400)	2010 (n=427)
Income						
<\$20,000	5%	7%	7%	13%	9%	10%
\$20 - \$40,000	11%	15%	18%	18%	14%	14%
\$40 - \$60,000	14%	16%	19%	18%	11%	16%
\$60 - \$80,000	18%	18%	13%	8%	14%	14%
\$80 - \$100,000	11%	11%	7%	8%	10%	11%
\$100,000+	32%	24%	20%	20%	20%	17%
\$100K to \$150,000	16%	12%	n/a	n/a	n/a	n/a
\$150,000+	16%	12%	n/a	n/a	n/a	n/a
No answer/refused	9%	9%	16%	14%	21%	16%
Average Income	\$89,958*	\$79,072	\$67,325	\$63,700	\$70,304	\$67,047
Occupation						
Full-time	63%	60%	57%	46%	46%	47%
Part-time	7%	11%	6%	11%	8%	12%
Retired	16%	16%	20%	21%	28%	23%
Stay at home Spouse	5%	6%	3%	4%	6%	7%
Student	4%	3%	6%	8%	4%	7%
Unemployed/disabled	4%	3%	5%	7%	6%	6%
Refused	1%	2%	3%	3%	2%	1%
Zip Code						
85281	25%*	18%	21%	23%	19%	19%
85282	35%	32%	33%	32%	44%	38%
85283	26%	29%	24%	26%	22%	29%
85284	14%*	22%	22%	19%	15%	14%

*Indicates significant difference compared to 2018 at a 95% confidence level.
n/a = not applicable for these years; prior to 2018 the category was only "more than \$100,000"



Strategies



- Increase Shade at Bus Stops
 - Acceleration Model – 30 locations FY22/23
 - Dedicated Funding
 - New Shelter Design
- Enhanced Equity Analysis
 - Corridor-specific demographic data
 - Customized Outreach and Engagement
- Bus Service Contract Management
 - Tempe-focused Scope of Work
 - Performance Measures with incentives
- Improved Rider Experience
 - Mobile Application / improved service information
 - New Fare Collection System – Mobile Ticketing/Smart Cards
- Expanded Transit Service
 - Expanded streetcar, Bus Rapid Transit, enhanced frequency
 - Contingent on Funding



Challenges



- Funding
 - Increasing O&M Costs
 - Uncertainty in Regional Funding
- Labor Shortage
- Reliability
 - Congestion
 - Transit Prioritization (Dedicated Lanes)
- Changing Travel Patterns



Transit Shelters



- Four Sizes
- Stakeholder-inspired designs
 - Improves shade coverage
 - Increases seating
- Adaptable to multiple locations
 - 777 bus stops citywide
 - 312 existing shelters
 - 465 stops without shelters
 - Many with limited ROW
- Sustainable Design
 - Solar power
 - Recyclability

