

Technical Information



Loading Dock

700 W. Rio Salado Parkway
South side

Door Location: upstage right
Door dimensions: 12'H x 18'W

Maximum capacity: 600

• STAGE SPECIFICATIONS

Proscenium 40' to 50'W x 29'H
 Stage Depth (plaster):..... 46'
 Stage Depth from Curtain:..... 44'
 Stage to Grid: 75'H
 Forestage lift:44'W x 7'6"D
 Forestage to Curtain line: 11.5'D
 Left Wing Dimension:..... 11'W x 46'D
 Right Wing Dimensions:.....13'W x 46'D

Orchestra Pit

Pit dimensions:44W x 13'6"D
 Pit travel (orchestra level):8' 8" H
 Pit capacity:..... 43

Dressing Rooms (6 Rooms)

Maximum capacity: 35
 1 – 11-person room with showers
 1 – 8-person room with showers
 4 – 4-person rooms with showers
 1 – 1-person Star Suite

Wardrobe

Washers (2) and dryers (2) available

Draperies

Main Curtain: Deep Purple Velour (travels and guillotines)

All other curtains are black velour and sewn flat

Border: 1 panel59'W x 15' H
 Borders: 5 panels 59'W x 10'H
 Legs: 10 panels16'6"W x 32'H
 Traveler: 2 panels..... 34'W x 32'H
 Side Tabs: 6 panels..... 12W x 30'H
 Scrim (Black Sharkstooth): 1 panel 59'W x 29' H
 Cyclorama (White filled Leno): 1 panel 50'W x 29'H

• LIGHTING

Lighting Console: ETC Expression 3 Emphasis

Control Location:

Front of house booth, Orchestra level
 Balcony Level

Dimmers:..... 450 2.4k ETC Sensor Racks
 Company Switch:400Amp-3phase

Instruments

5	Source 4	5 Degree
15	Source 4	10 Degree
40	Source 4	19 Degree
68	Source 4	26 Degree
60	Source 4	36 Degree
10	Source 4	50 Degree
40	Source 4	Par
16	FC1	4 Circuit Cyc Light
2	83071	Super Trouper Followspot (Addl. Charge)

Cables

42	Twofers	16	50'x6 Circuit Multi Cable
42	5' Cable	19	75'x6 Circuit Multi Cable
18	10' Cable	4	100'x6 Circuit Multi Cable
24	25' Cables	50	10' Male Veam to Female Pin Fan Out
6	50' Cables	2	3 Phase Cam Lock Tails
4	100' Cables	2	3 Phase Cam Lock 30' Feeder Cable
20	25'x6 Circuit Multi Cable		



Contact

Kathleen Dooner
 480-350-2877
 kathleen_dooner@tempe.gov

Accessories (shared with the Studio)

- 80 6" Top Hats Pars
- 340 6" Top Hats Source 4s
- 425 A size Pattern Holders
- 21 7.5" Color Scroller
- 4 6 way Power supply
- 52 24" Sidearms w/2 sliding Tee
- 30 12" Sidearms w/1 sliding Tee
- 20 Iris Kits (source 4)
- 8 50lb Boom Base and 12' x 1.5" Boom Pipe
- 18 Scenery Bumpers

Rigging

- Fly rail location:Stage left (stage level)
- Lock rail:Stage left (stage level)
- Load rail:Stage left (grid level)
- Pin rail location:Stage right and left
- Batten Length:63'
- Batten high trim and travel:72'H
- Available counterweighted sets:75 (6" centers)
- Lineset load limit:1600 lbs.

• **SOUND REINFORCEMENT**

House speaker System:

- Main Cluster: 6 Renkus-Heinz STX 9 in LCR configuration
- Stage Lip: 12 Renkus-Heinz TRX 61
- Sub Woofers: 2 Community SBS45 located in orchestra pit
- Stage monitors: 2 EAW SM129 12"
- 2 EAW SM159 15"

Console:

- 1 Soundcraft MH4 32+4 channel
- 8 group sends
- 8 Aux sends
- 19 x 8 matrix
- Console location: Enclosed front of house booth (orchestra level)
- Road console location: Front of house Orchestra level, Row J

No monitor console
 40 channel XLRISO split located Downstage Left

Processors and Playback

- DSP main frame processor: 2 Biamp Audia Flex
- Parametric EQ: 1 Rane PEQ 55
- Graphic EQ: 2 Yamaha Q2031B
- Reverb: 1 Yamaha Rev100
- Signal processor: 2 Yamaha SPX2000
- Quad Compressor: 2 Klark-Teknik DN504
- CD/Cassette: 1 Tascam CD-A500
- CD/Cassette Recorder: 1 Tascam CC-222

Microphones

- Vocal: 4 SM 58 Beta 58
- Wireless: 8 Shure ULX SM58 Handheld
- 8 Shure ULX1 Lavalier Belt Packs
- Max number of 8 wireless to be used in any combination.
- Small instrument microphone package shared with Studio.
- Mic Stands: 4 Floor stands w/boom

Clear Com

- Channels: 4 Channel station
- Belt packs and Headsets: 8 complete units

Miscellaneous

Dressing room paging and program system available
 Lobby paging and program system available

Pipe Schedule

Dist US	LS	House Hang (9/2013)	Size	Dist US	LS	House Hang (9/2013)	Size
1'2"	#1	Main Curtain (motorized)	63'w x 34'h	24'9"	#47	4th Border	59'w x 10'h
2'3"	#2	No Batten		25'3"	#48	4th Legs	16.5'w x 32'h
2'9"	#3	1st Border, 15'	59'w x 15'h	25'9"	#49		
3'3"	#4			26'3"	#50		
3'9"	#5	1st Electric (motorized)		26'9"	#51		
4'3"	#6	No Batten		27'3"	#52		
4'9"	#7	1st Legs	16.5'w x 32'h	27'9"	#53		
5'3"	#8			28'3"	#54		
5'9"	#9	RP Screen		28'9"	#55		
6'3"	#10			29'3"	#56		
6'9"	#11	No Batten		29'9"	#57		
7'3"	#12	Shell #1 (motorized)		30'3"	#58	House 4th Electric	
7'9"	#13	No Batten		30'9"	#59		
8'3"	#14			31'3"	#60	No Batten	
8'9"	#15			31'9"	#61	5th Border	59'w x 10'h
9'3"	#16			32'3"	#62	5th Legs	16.5'w x 32'h
9'9"	#17			32'9"	#63	No Batten	
10'3"	#18			33'3"	#64	Shell #3 (motorized)	
10'9"	#19	2nd Border	59'w x 10'h	33'9"	#65	No Batten	
11'3"	#20	2nd Legs	16.5'w x 32'h	34'3"	#66		
11'9"	#21			34'9"	#67		
12'3"	#22			35'3"	#68		
12'9"	#23			35'9"	#69		
13'3"	#24	House 2nd Electric		36'3"	#70		
13'9"	#25			36'9"	#71		
14'3"	#26			37'3"	#72	6th Border	59'w x 10'h
14'9"	#27			37'9"	#73	Traveler	63'w x 32'h
15'3"	#28	No Batten		38'3"	#74	Black Scrim	59'w x 29'h
15'9"	#29			38'9"	#75		
16'3"	#30			39'3"	#76	House 5th Electric	
16'9"	#31			39'9"	#77		
17'3"	#32			40'3"	#78		
17'9"	#33	3rd Border	59'w x 10'h	40'9"	#79		
18'3"	#34	3rd Legs	16.5'w x 32'h	41'3"	#80		
18'9"	#35			41'9"	#81	Cyclorama	50'w x 29'h
19'3"	#36	Traveler	51'w x 22'h	42'3"	#82		
19'9"	#37	No Batten		42'9"	#83		
20'3"	#38	Shell #2 (motorized)		43'3"	#84		
20'9"	#39	No Batten		43'9"	#85		
21'3"	#40	House 3rd Electric		44'3"	#86		
21'9"	#41			44'9"	#87		
22'3"	#42			45'3"	#88		
22'9"	#43			45'9"	#89		
23'3"	#44					Batten Length: 63'	
23'9"	#45					Proscenium: 40' - 50'w x 29'h	
24'3"	#46						

Do not Remove Shell Masking/Other Masking

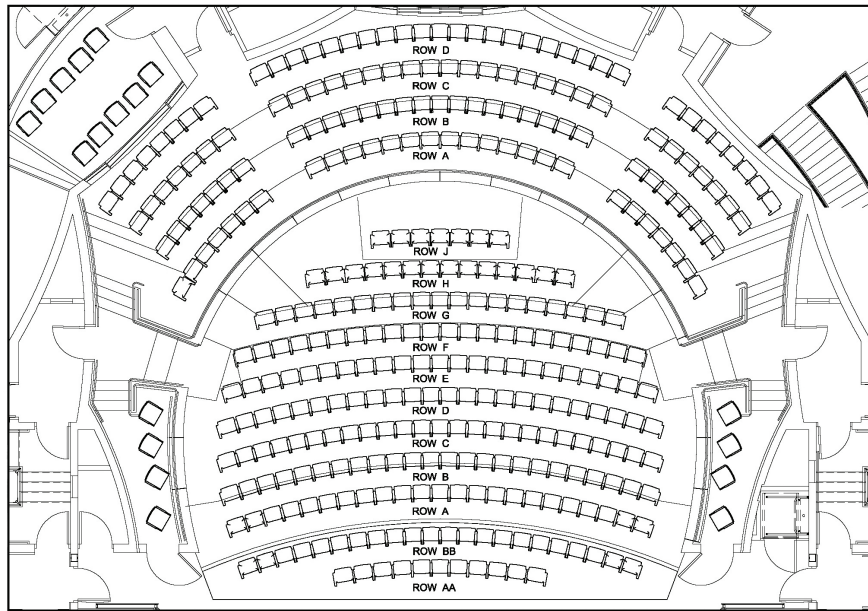


Tempe Center for the Arts

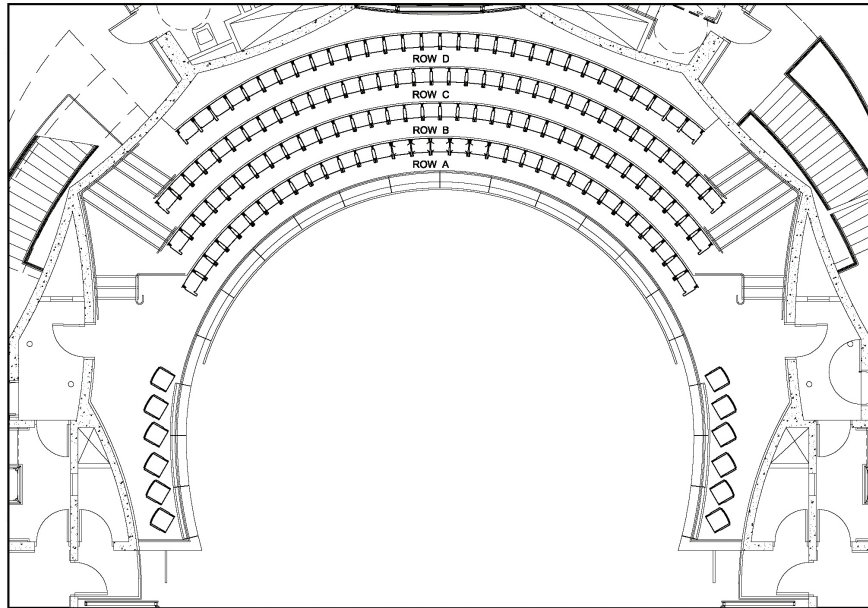
700 W. Rio Salado Parkway ~ Tempe, AZ 85281 ~ 480-350-2877



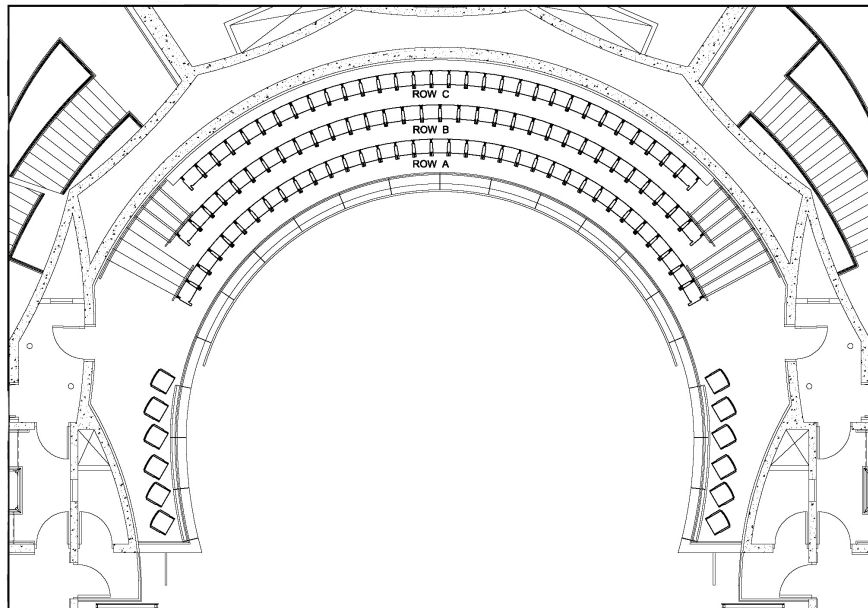
Main Floor



First Balcony



Second Balcony



Images compliments of Theatre Projects Consultants.

